

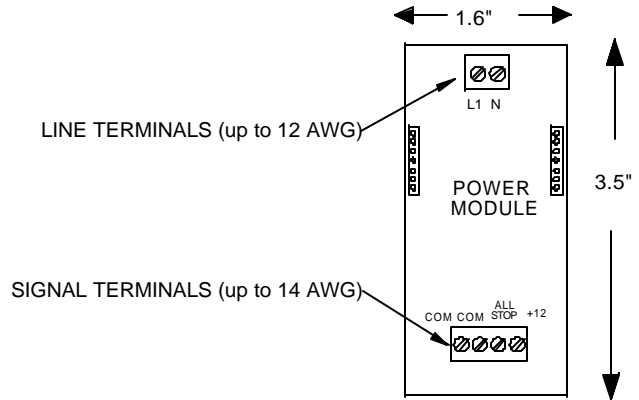
DATA SHEET
POWER MODULE
P/N P1, P2, P3, P4

DESCRIPTION

MODEL	LINE VOLTAGE	SYNCRONIZATION
P1	115 VAC Line	Half-Wave
P2	230 VAC Line	Half-Wave
P3	115 VAC Line	Full-Wave
P4	230 VAC Line	Full-Wave

OUTLINE

ALL POWER MODULES



SPECIFICATIONS
ALL POWER MODULES


LINE VOLTAGE, **P1 & P3**: 100 to 125 VAC, 50/60 Hz, Single Phase

LINE VOLTAGE, **P2 & P4**: 200 to 250 VAC, 50/60 Hz, Single Phase

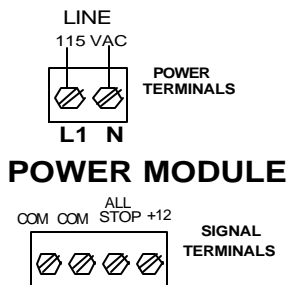
POWER REQUIREMENT: 3 Watts

OPERATING TEMPERATURE: 140 °F Max.

REMOTE DC POWER AVAILABLE : + 12 V (Regulated)
@ 100 Ma



CONNECTIONS



NOTES

ALL POWER MODULES

1. A Single POWER MODULE will provide Power and Sync Pulses for up to ten connected DRIVE MODULES.
2. The "All Stop" Terminal will disable all connected DRIVE MODULES when shorted to Common, or an open collector NPN sink. Sink current is less than 1 Ma.